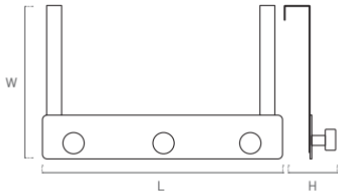







mod.987

steel wood



Ref.	Cod.	L	W	H	
 987.345.04	987MG	345	225	50	3
 987.345.07	987NA	345	225	50	3
 987.345.09	987VE	345	225	50	3
 987.345.36	987SU	345	225	50	3