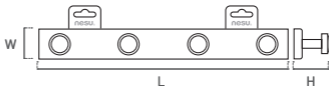













# mod. 9028

wood



Ref.	Cod.	L	W	H	
 9028.485.03	9028BL	485	50	65	3
 9028.485.48	9028DB	485	50	65	3
 9028.485.62	9028HN	485	50	65	3
 9028.485.692	9028CV	485	50	65	3
 9028.485.693	9028NV	485	50	65	3
 9028V.485.03	9028BLV	485	50	65	3
 9028V.485.48	9028DBV	485	50	65	3
 9028V.485.62	9028HNV	485	50	65	3
 9028V.485.692	9028CVV	485	50	65	3
 9028V.485.693	9028NVV	485	50	65	3

